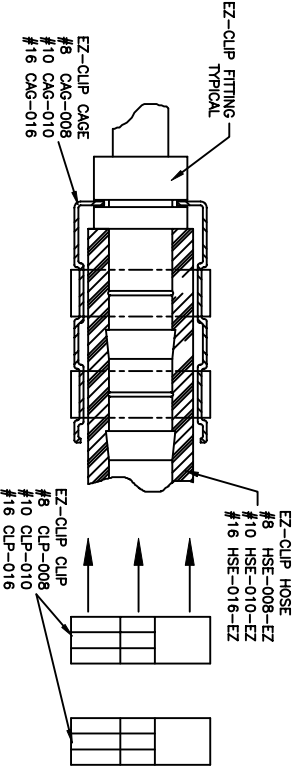
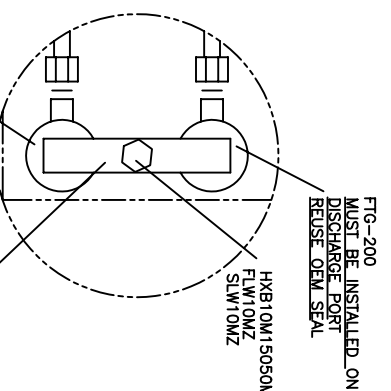
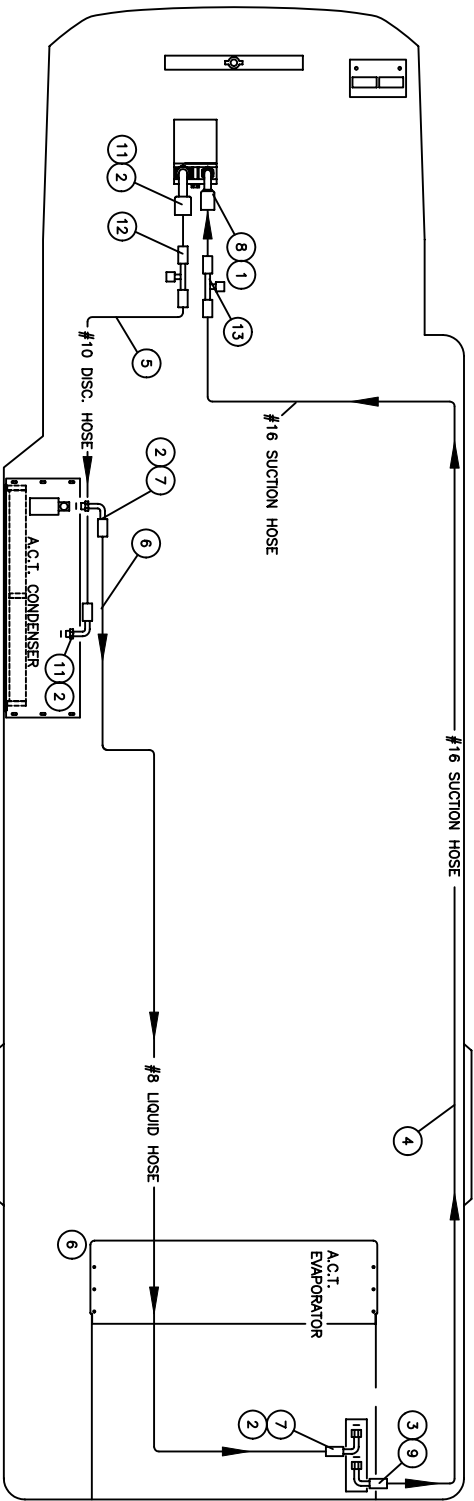




AMERICAN COOLING TECHNOLOGY, Inc.  
 P.O. BOX 308 \* 310 EMIG ROAD  
 EMIGSVILLE, PA 17318-0308  
 FAX: (717) 767-3658  
 (717) 767-2775

PIPING DIAGRAM  
 EZ-91 EVAP & (1)CS-3 COND  
 DWG NO. 510-155-EZ



ITEM	QTY	ACT P/N	SIZE	DESCRIPTION
1	1	ORG-058	-	O-RING, 5/8 DIA, R-134a
2	4	ORG-012	-	O-RING, 1/2 DIA, R-134a
3	1	ORG-034	-	O-RING, 3/4 DIA, R-134a
4	A/R	HSE-016-EZ	-	HOSE, REFRIGERANT, #16
5	A/R	HSE-010-EZ	-	HOSE, REFRIGERANT, #10
6	A/R	HSE-008-EZ	-	HOSE, REFRIGERANT, #8
7	2	FTG-124-EZ	-	FTG, 90 DEG FOR 1/2" X #8 HOSE
8	1	FTG-284-EZ	-	FTG, 90 DEG FOR 5/8" X #16 HOSE
9	1	FTG-285-EZ	-	FTG, 90 DEG 3/4 FOR X #16 HOSE
10				
11	2	FTG-102-EZ	-	FTG, 90 DEG, 1/2 FOR X #10 HOSE
12	1	FTG-107-EZ	-	FTG, SPLICER, #10 X #10 W/R134A HIGH SIDE SERVICE PORT
13	1	FTG-083-EZ	-	FTG, SPLICER, #16 X #16 W/R134A LOW SIDE SERVICE PORT
14				
15				
16				

FTG-201  
 MUST BE INSTALLED ON  
 SUCTION PORT  
 REUSE OEM SEAL

FTG-200  
 MUST BE INSTALLED ON  
 DISCHARGE PORT  
 REUSE OEM SEAL

EXPLODED DETAIL OF  
 410-005 ADJUSTABLE HEAD KIT